

A-1 FIRESTOPPING, INC

C. Do's, H.C., LIC Memo Book
Note: Distribute to Inspectors

C. P & P file

STATE FIRE MARSHAL
BATON ROUGE DISTRICT

JUL 16 REC'D

RE: Vinyl Insulation at Roof Deck
ATTN: Pat Slaughter

This system is to be used with vinyl insulation. The distance between the top of the wall and the roof deck should not exceed 1" when the vinyl insulation is compressed. Stuff the mineral wool into the center portion of the top plate leaving 5/8" to 1" space for caulking material on the outside portion of the top plate. A 5/8" to 1" bead of intumescent caulk should be used to seal at the top of the wall. Install a 2" x 20 GA steel flat strap at the top of the wall to hold caulking material in when it starts to expand during a fire. When the distance between the top of the wall and the roof deck exceeds 1", lay a 5/8" x 3 5/8" piece of sheetrock on the top plate to fill in the void before caulking.

Sincerely,

Tommy King
Technical & Sales


The methods and materials described above will be acceptable and allowed to seal penetrations in a one (1) hour fire rated and/or smoke partition wall.

(per discussion and authority of J.W. Jones, Chief Architect, Office Of State Fire Marshal -- May/97)

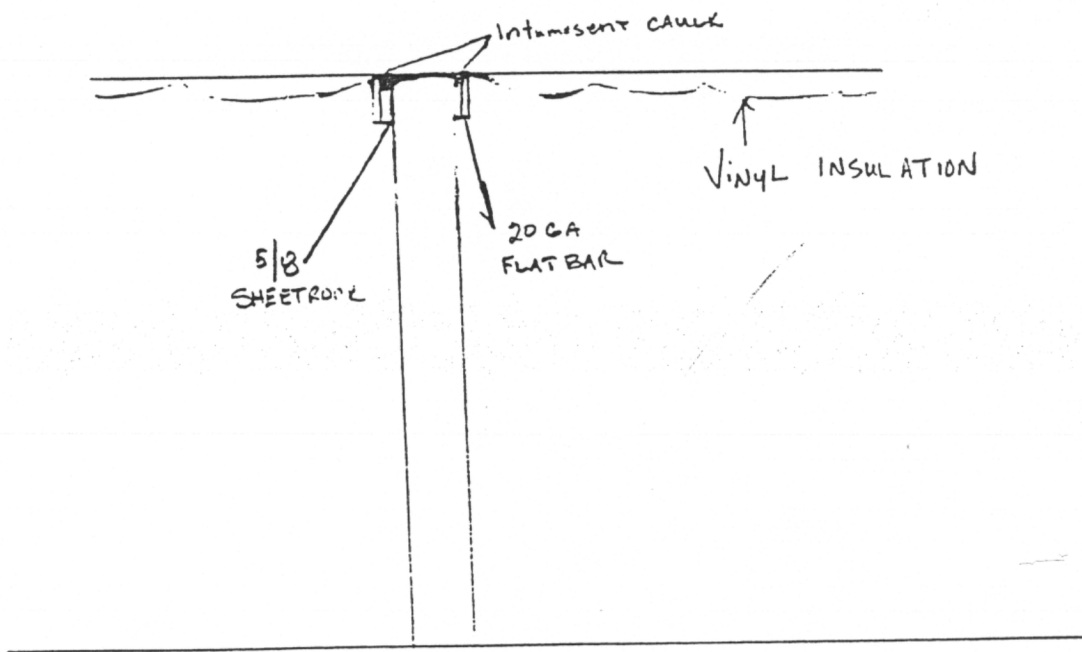
Pat Slaughter, DSRM. Adm
6/13/97

12421 SO. CHOCTAW DRIVE, BATON ROUGE, LA 70815
300-274-2945 504-275-2945

2118



A-1 FIRESTOPPING, INC



The methods and materials described above will be acceptable and allowed to seal penetrations in a one (1) hour fire rated and/or smoke partition wall.

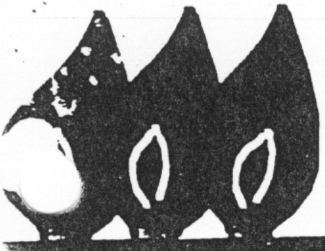
(per discussion and authority of J.W. Jones, Chief Architect, Office Of State Fire Marshal -- May/97)

Pat Slaughter, DCFM-Adm

6/13/97

12421 SO. CHOCTAW DRIVE, BATON ROUGE, LA 70815
800-274-2945 504-275-2945

2119



A-1 FIRESTOPPING, INC

RE: Vinyl Insulation at Roof Deck
ATTN: Pat Slaughter

This system is to be used with vinyl insulation. When the insulation is tightly compressed against the roof deck, install a 5/8" x 3" piece of firecode sheetrock leaving a 5/8" gap between the roof deck and the top of the sheetrock. Install a 5/8" x 5/8" bead of intumescent caulk in this void. Take a 20 GA x 2" piece of flat bar and compress it tightly against the roof deck and attach it to the sheetrock ledge boxing the caulking material in.

Sincerely,

Tommy King
Technical & Sales


The methods and materials described above will be acceptable and allowed to seal penetrations in a one (1) hour fire rated and/or smoke partition wall.

(per discussion and authority of J.W. Jones, Chief Architect, Office Of State Fire Marshal -- May/97)

Pat Slaughter, DSKM, Adm
6/13/97

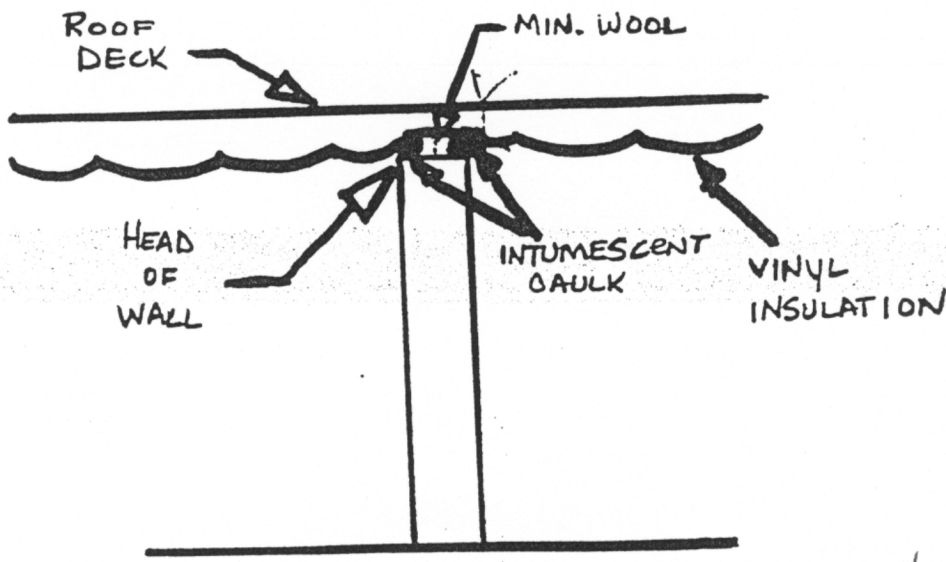
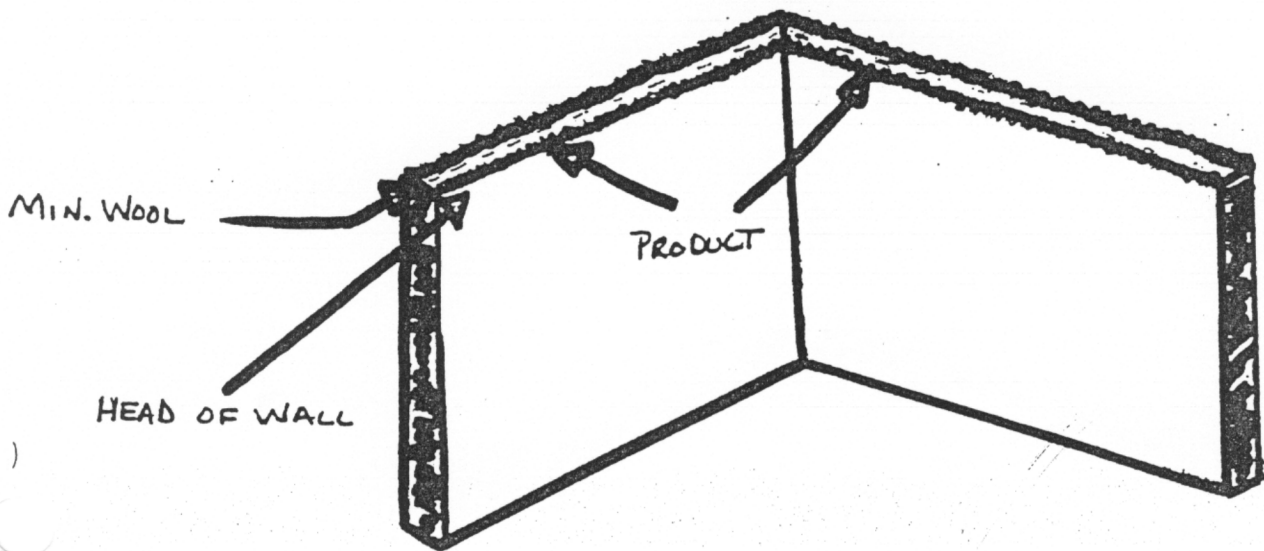
12421 SO. CHOCTAW DRIVE, BATON ROUGE, LA 70815
800-274-2945 504-275-2945

2120



A-1 FIRESTOPPING, INC

————— PRODUCT
----- MIN. WOOL



2121

Pat Slaughter DSRM -llr

12421 SO. CHOCTAW DRIVE, BATON ROUGE, LA 70815 6/13/97
800-274-2945 504-275-2945